

# HighTower

## Flow

Designed by busk + hertzog



Using the four basic elements the Flow seating system may be used as: chair, sofa or as a lounge system in various shapes and setups - circular, serpentine, in rows, as double sofas. The Flow elements may also be combined with arms and/or tables either between or at the end of the elements.

The design enables easy and accessible cleaning under and between the elements. The upholstery on the front side is made in "mini-quilt", visually emphasizing the flow of the modular configurations. The base is made mirror chrome-plated on epoxy lacquered steel, slightly staggered from the upholstered part, both as a design detail as well as to obtain a distance between the upholstered parts when the elements are grouped together. Shown with Sputkin table collection

# HighTower



# Flow

Designed by busk + hertzog

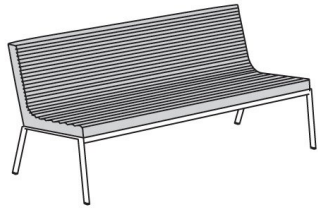
# HighTower

## Flow



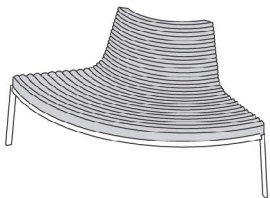
MO9530

Flow Lounge Chair. (2 ½ yds) W 22 ½ D 28 ¾ H 30 ¼ SH 17 ¾



MO9534

Flow Armless Sofa. COM (5 yds) W 63 ¾ D 28 ¾ H 30 ¼ SH 17 ¾



MO9540

Flow Quarter External Seat Curve. COM (5 ½ yds) W 39 ¼ D 39 ¼ H 30 ¼ SH 17 ¾

Please specify Base: Mirror Chrome or Black Powdercoat

Please Note: Arm Sofa Available (MO9534A) +950 LIST Upcharge COM ( 1 1/2 yd) (Request quote for graded-in textiles)

Add 4 inches to width.

Flow is not available in leather.

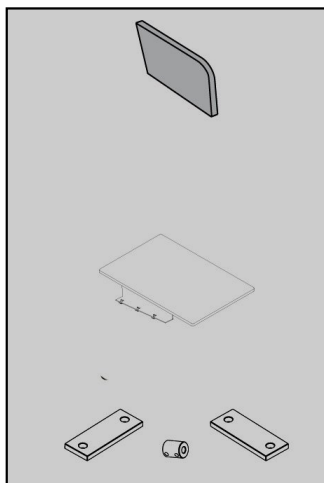
# HighTower

## Flow



MO9546

Flow Quarter Internal Seat Curve. COM (6 ½ yds) W 43 ¾ D 43 ¾ H 30 ¼ SH 17 ¾  
Please specify Base: Mirror Chrome or Black Powdercoat



MO95503

Flow Arm Rest.

MO9555

Intermediate Table with connecting brackets. Compact laminate with black core.  
Please specify black, white, red, maple, or walnut laminate top. +395 LIST

MO955001

Connecting Brackets - One (1) Set +60 LIST

Please request fabric approval. Flow is not available in leather.



# Flow

## LIST Pricing

- MO9530 Flow Lounge Chair. (2 ½ yds) W 22 ½ D 28 ¾ H 30 ¼ SH 17 ¾
- MO9534 Flow Armless Sofa. COM (5 yds) W 63 ¾ D 28 ¾ H 30 ¼ SH 17 ¾
- MO9540 Flow Quarter External Seat Curve. COM (5 ½ yds) W 39 ¼ D 39 ¼ H 30 ¼ SH 17 ¾
- MO9546 Flow Quarter Internal Seat Curve. COM (6 ½ yds) W 43 ¾ D 43 ¾ H 30 ¼ SH 17 ¾
- MO955503 Flow Arm Rest.

Model	COM	Leather	2	3	4	5	6	7	8	9	10	11	12	13
MO9530	2450	N/A	2500	2553	2630	2708	2783	2873	2943	3020	3125	3275	3325	3401
MO9534	4900	N/A	5000	5106	5260	5416	5565	5745	5885	6040	6250	6550	6650	6802
MO9540	4595	N/A	4705	4821	4991	5162	5327	5525	5679	5849	6080	6410	6520	6687
MO9546	4750	N/A	4880	5017	5218	5420	5615	5849	6031	6232	6505	6895	7025	7222
MO955503	450	N/A	465	481	504	527	550	577	598	621	653	698	713	735

MO9555 Intermediate Table with connecting brackets. Compact laminate with black core.  
Please specify black, white, red, maple, or walnut laminate top. +425 LIST

MO955001 Connecting Brackets - One (1) Set +60 LIST

Contact Hightower Group for Autocad files.